



# CMP200

## Parking Barrier Series

CMP200 series automatic barrier gate is a new barrier gate product combined with the practical application. Its appearance and structure design follows the needs of the market and industry, and the traffic light indication has the humanized experience. As an economical automatic barrier gate product, the telescopic straight boom design could meet different parking lot demand

## Features

- Better experience with Auxiliary traffic lights in chassis.
- Support anti-smash and automatic close device: infrared detector, loop detector, radar detector.
- The boom can be interchanged by left and right according to actual need.

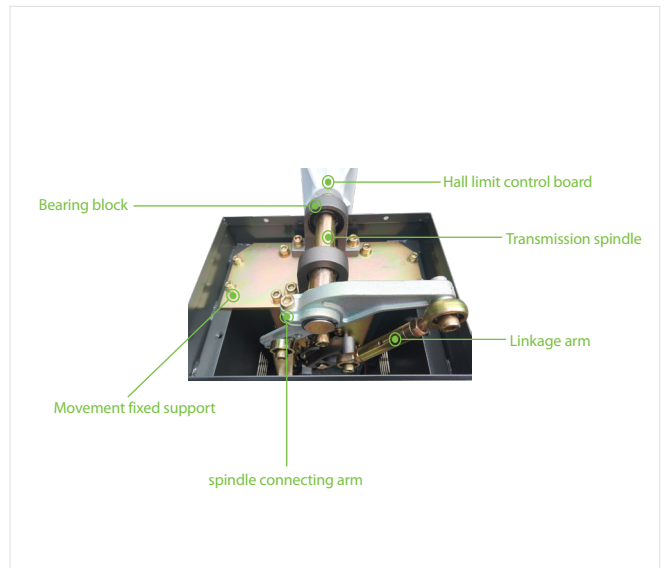


## Specifications

Opening /Closing Time	3s (max 4.5m), 6s (max 6m)	Working Temperature Range	-25°C ~ +75°C
Supply Voltage	AC110V/220V,50/60Hz	Working Humidity Range	≤90%
Power Consumption	100W, 120W Max	Housing Dimensions	350 (D)*280(W)*1010 (H) mm
Remote Controlling Distance	≤30m	Packing Dimensions	430 (D)*375(W)*1100 (H) mm
Remote Controlling Frequency	430MHZ	Net Weight	45KG
Cabinet Material	Cold rolled steel	Gross Weight	47KG
Boom Material	Aluminum and wood		

### Boom information

Boom Type	Straight telescopic boom	Boom Length	4.5m (packaging length 2.8m), 6m (packaging length 3.6m)
Boom weight	3.5kg(4.5m) ; 4.5kg(6m)		

# Product detailed



# Dimensions(mm)

